

CEPAK small and flexible company able to offer customized solutions.
More than 500 automatic slitter units, 200 blank conveying systems
and 20 robotic transfer systems operating worldwide.
The best-performing and cost-effective machines in the market.



SLITTER EQUIPMENT: Rubber guide rollers width 40-60 m/m - Cutter holder

STACKING SYSTEM

Three different types of stackers are available:



A

Stacker suitable for big size strips/body blanks, maximum height of strip/blank package **400 mm**.

11



C

Stacker with pneumatic system suitable for medium-small body blanks. The packages stacked in a “sawtooth” shape, maximum height of a package **40 mm**.


13

B


Stacker recently designed, could be matched with a simple “universal” slitter.

Fitted with a hydraulic lifting carriage.

The strips/blanks, as in the above model, are stacked on a pallet.

**OPTIONAL**


All duplex slitters could be fitted with: • Scrap conveyor • Electronic paint control panel “CT52/H” • Electronic micrometer for setting cutters • Cutter grinder • Squaring control plate



BLADE GRINDER WITH DIAMOND


ELECTRONIC MICROMETER

With digital read-out for setting up the slitter cutters and checking the blanks. (With metric conversion or in inches).



TX 2

Several types of blank conveyors are available to suit various can production. Contact Cepak to find out which one is the most suitable for your requirements.



CHARACTERISTICS

This type of conveyor, flexible and user friendly, covers a wide range of can sizes. The setting time for the height and the blank development is just 20 minutes.

The final blank transportation to the welding machine hopper takes place **on the upper part of the feed belt**. This system prevents jamming due to the bent or corrugated blanks, it assures less critical hopper adjustments to lower the blanks because the belt is in a horizontal position (not in an ascent one) and with small blank heights it prevents overturning problems in the hopper

Furthermore, the access to the welding machine hopper is quicker as you don't need to lift the feed belt to take the blanks from the welder hopper.

OPERATION

The blanks fed out of the slitter are each picked up by rollers that turn at the same peripheral blade speed, which drop the blanks in a line on the feed belt below.

By means of a magnetic belt the blanks are turned over* and conveyed beneath the machine. Another faster magnetic belt maintains a distance between the blanks and conveys them to the welding machine hopper.

*When the blanks are turned over, the can inside is in no way scratched, as the print is on the upper visible part of the sheets and does not slide on the slitter table.

On some welding machines the blanks have to be fed into the hopper without being turned over. With a different adjustment of the conveyor and reversing the sense of rotation of the first feed belt with the apposite reversing gear positioned on the back of the control panel it is possible to work without the blank turnover unit.